

The Local Management Board of Allegany County, Inc. Acute Needs Assessment and Service Gap Identification RESULTS

1. IMMEDIATE PROBLEM IDENTIFICATION: Based upon your experiences working with families and/or children in Allegany County, please identify and rank the most problematic challenges and/or social issues currently facing families/children living in Allegany County that can be addressed in the next year. (N=112)

Question # 1	(Most Problematic) 1	2	3	4	5	*Grand Total
Absent parents			1		1	2
Academic motivation	1					1
Addictions services	1	2	1			4
Advanced Educational Opportunities		1				1
Affordable Housing	3	2	4	3	2	14
After school Activities / programs / care		2	4	1		7
Apathy					1	1
Area Growth				1		1
<i>Blank</i>		3	8	13	19	43
Child abuse	1		2		2	5
Childcare	6	4	2	6	3	21
Childcare for ill or disabled children					2	2
Children Roaming Neighborhoods		1				1
Children with no sense of purpose					1	1
Child support			1			1
Coordinated Treatment - lack of	1					1
Communication				1		1
Community Participation	1			1		2
Coordination between agencies	1				1	2
County economy			1		1	2
Court System		1				1
Crime			1			1
Cultural activities for whole families				1		1
Custody	1					1
Daily needs not being met		1			1	2
Data collection to support needs	1					1
Dealing with the same families over and over with no end in sight					2	2
Dental Care		1	2	1		4
Dependency on government assistance					1	1
Dep't of Juvenile Services having limited resources for placement of students; not following through with probation violations	1					1
Disability related stigma				1		1
Disability services - lack of					1	1
Divorce / single parent households		1	1	1	1	4
Domestic Violence		2	1	2	1	6
Drug and Alcohol Abuse	11	18	12	9	5	55
Duplication of Services		1				1
Elderly services			2	1		3
Education /quality public education		2	2	1	5	10

Question # 1	(Most Problematic) 1	2	3	4	5	*Grand Total
Employability / Job skills		4	3	1	3	11
Employers that do not value their human capital			1			1
Enrichment opportunities					1	1
Entitlement mentality of parents				1		1
Extensive waiting list for care - 6 months-several yrs)		1				1
family dysfunction	1		1	1		3
Family Values/ Family Time	2	1		1	1	5
Foster care homes - lack of		1		2		3
Gangs			1		2	3
Generation after generation of families who depend on government or social agencies to care for them				2		2
Health Care Access & Affordability	4	6	2	2	3	17
Helpful information for people who don't understand some issues		1				1
Homeless services	1			1		2
Hospitalizations out of the area				1		1
Hotline for emotional crisis	1					1
Identifying and treating children born under the effects of alcohol and drugs		1				1
Impose dress code in schools					1	1
Inability of the school system to create meaningful plans for problem students.	1					1
Inappropriate sexual boundaries				1		1
Increased health risks in Georges Creek Corridor		1				1
Jobs paying more than minimum wage	1	1	2	1	3	8
Lack of accountability				1		1
Lack of constructive involvement of low SES children			1			1
Lack of interest in Education			1	1		2
Lack of school based services				1		1
Lack of future goals	1		2	1		4
Lack of proper adult modeling for low SES children				1		1
Lack of sensitivity					1	1
Lack of support - extended families			1			1
Lack of teaching from bible/ alternatives to evolution	1			2		3
Lack of vision in education system	1					1
Life skill support	1		2			3
Lifestyle choices				1		1
Limited role models and support	1					1
Literacy deficiency	1				2	3
Local inpatient psychiatric beds for children under 13				1		1
Local school system not wanting to continue the education of problematic children			1			1
low self esteem	1				1	2
Mental health services	8	5		2	7	22
Mental Health services for Children	5	2	1		2	10
Mentoring programs		1	1	1		3
Middle income families falling through gaps		1				1
Modification					1	1

Question # 1	(Most Problematic) 1	2	3	4	5	*Grand Total
More services in rural areas	1			1		2
Need a place for young teen mothers and their babies to go after their release from the hospital to work on bonding, nurturing, and general care of an infant for approximately 6 weeks.					1	1
Need to increase father's participation in lives of children.	1					1
No celebration of Appalachian Culture				1		1
No central food pantry	1					1
No local health care specialist					2	2
Not enough Social Workers		1				1
Nutrition	1			1	1	3
Obstetrical Care		1				1
Opportunities					1	1
Opportunity for higher education	1					1
Overlapping appointments for clients					1	1
Parenting	9	6	5	5		25
Parent involvement in Education	2	1	3	1		7
Peer Pressure			1			1
Physical activity/fitness - Obesity	2	7		1	2	12
Positive adult role models			1			1
Poverty	13	6	4	5	2	30
Poverty mentality with state institutions					1	1
Pre K and early education	1					1
Prescription Coverage	2					2
Programs					1	1
Psychiatric Beds for our community for Children - lack of	1					1
Racial issues			1			1
Recreational activities for youth	2		6	1	1	10
Resources/funding for elderly/disabled in home care	1					1
Respite Care Services		2	1			3
School Drop outs / Truancy		3	2			5
School issues-suspensions due to fighting				1		1
School time change needed for middle schoolers regarding time alone from 2:45 to 5 or 6 pm				2		2
See list of issues and resources	1	1	1	1	1	5
Services for children aging out of foster care are lacking	1					1
Sexual abuse	1			1	2	4
Shelter for homeless families		1				1
Slum conditions due to lack of parental home repair/cleanliness skills				1	2	3
State willing to pay more for a nursing home that to provide same care in people's homes where they are most comfortable				1		1
Summer programs				1		1
Support				1		1
Support for single parents			2			2
Teacher recognition and reporting of abuse/neglect			1			1
Teen Pregnancy			3	3	5	11
Too many people abusing the system					1	1

Question # 1	(Most Problematic) 1	2	3	4	5	*Grand Total
Too many ADHD diagnosis and prescribed meds			1			1
Too much emphasis on sports		1			1	2
Too much humanism taught in schools			1			1
Transportation	3	4	5	5	2	19
Treatment facilities for youth 14 and older with mental health diagnosis and extensive behavior problems		1				1
Treatment for youth with drug/alcohol & mental Health problems		1				1
Tutoring				1		1
Unemployment	6	6	4	4	3	23
Utility expenses			1			1
Values, morals, have disappeared in parents, adults, and youth	1					1
Visitation				1		1
Work ethic			1		1	2
Youth being raised by grandparents				1		1
Total responses	111	110	109	109	109	548

2. SERVICE/RESOURCE NEED IDENTIFICATION: Based upon your experiences working with families and/or children in Allegany County, please identify and rank the most needed services and/or resources that can be addressed in the next year. (N=103)

SERVICE/RESOURCE NEED IDENTIFICATION: RANK (*Most Frequent Response Across Ranks)	(Most Needed) 1	2	3	4	5	*Grand Total
Activities 13-20 year olds				1		1
Activities for high risk youth in all regions of the country that are affordable/accessible		2				2
Addiction Treatment Services	1		1			2
After School Programs	1	2	3	3	2	11
Access for local children to use Finan Center for hospitalization-than sending them to Baltimore-where parents can participate with child's treatment					1	1
After School Programs for Non-Qualifying, Age-Wise, At-Risk Teens	2					2
Asset Development	1		3			4
<i>BLANK</i>	<i>6</i>	<i>8</i>	<i>24</i>	<i>26</i>	<i>27</i>	<i>91</i>
Behavioral Intervention				1		1
Benefits planning & management						0
Build a community that can instill hope for the future of all parents and children in our community				1		1
Child Protection					1	1
Consolidation of Services					1	1
Community Center development which focus on life skills and parenting-possibly at Carver				1		1
Clinics for Sexual/Reproductive & STD Testing	1					1
Communication between agencies				1		1
Community Involvement					2	2
Community TV Channels				1		1
Counseling/Educations for Sexual Abuse/Offenders			1			1
DARE Program					1	1
Daycare/Child Care/POC		6	7	1	3	17
Developmental Assets		1				1
Diversity Training				1		1
Drug and Alcohol Counseling & Preventative Education	1			1	5	7
Early Childcare Integration like Judy Center in Cumberland	1					1

SERVICE/RESOURCE NEED IDENTIFICATION: RANK (*Most Frequent Response Across Ranks)	(Most Needed) 1	2	3	4	5	*Grand Total
Educational and cultural opportunities			1			1
Education Abstinence	1	1	1			3
Education Inappropriate Sexual Advances	1					1
Education/School support	3	4	4	1	1	13
Effective Suicide Prevention in Schools		1				1
Employment & Training	9	8	8	7	12	44
Encouragement to attend higher education					1	1
Energy Assistance/other utilities			3	1		4
Establish source of funding for increasing service in order to allow agencies to network without sacrificing any one agency's funding pool			1			1
Exercise encouragement-life time benefits				1		1
Faith involvement				3		3
Family Based Activities	1	2	2	1	1	7
Family Counseling		5	2	1		8
Family Preservation					1	1
Family Preservation to service more students				1		1
Family/School Social Services	3		1			4
Finan Center-access for local kids to utilize for hospitalization to allow family involvement						0
Financial Planning Services		1				1
Foster care Parent Recruitment		1	1	1		3
Future: Establish sense of	1					1
Food Pantry	1					1
Gay and Lesbian Resource for Teens that may be facing "coming out" issues			1			1
Health/Dental Care	4	5	3	5	7	24
Homeless Shelter Beds	1		1			2
Hospitals					1	1
Housing – Safe & Affordable	1		7	3	2	13
24 Hour Hotline-manage emotional crisis (suicide prevention)	1					1
Identify agencies that will be able to identify and initiate services/support for an at risk family					1	1
Improve Community Awareness/Commitment/Leadership		1	1			2
Incentive pay for teachers whose students score well on SAT tests.			1			1
Improve Police Interventions	2	1	1			4
Improve youth Literacy					1	1
Increase area/freq. of ACTA				1		1
Increase Food Allotments	4	1				5
Increase Public Awareness of Drug Additions – Targeting Pre-Teens	1					1
In-home intervention				1		1
In-Home Services for Elderly/Disabled	2		3			5
Intensive Unrestricted In-Home Services	2			1		3
Intergenerational approach to service Delivery				1		1
Legal Assistance-Affordable				1		1
Literacy programs for parents/adults	1					1
Local scholarships for higher education				1		1
Low Cost Summer Programs for Middle Class	1					1
Low Income Support					1	1
Manners				1		1
Meals on wheels in outlying areas					1	1
Meeting daily needs					1	1
Mental Health Services-Affordability	1					1
Mental Health Services	13	17	5	7	4	46

SERVICE/RESOURCE NEED IDENTIFICATION: RANK (*Most Frequent Response Across Ranks)	(Most Needed) 1	2	3	4	5	*Grand Total
Mentors for Children/Parents	3	4	1		2	10
More Playgrounds				1	1	2
More Stringent Recourse for Parents for their child's actions			1			1
Need for groups to help other groups					1	1
Nutrition	1		1			2
Parenting/Family Education (Involvement)	9	4	3	2	1	19
Parenting Education with Transportation		2				2
Pilot or development of local court appointed special advocate program, CASA					1	1
Placement Facilities (18-21)	2					2
PPW Full-Time in School			1			1
Pregnancy Prevention				2		2
Promote imposition of discipline by schools				1		1
Policy & environmental changes that support community health					1	1
Poverty					1	1
Recreational activities-variety		1	1	2		4
Residential Care (long term for dysfunctional families)		1				1
Respite Care		2	1		2	5
Restructuring health and social support network to decrease territorialism					1	1
Safety Promotion		1				1
School-based programs		1	2	1	1	5
School vouchers for those who would like to attend private schools.	1	1			1	3
School system needs to provide more behavioral programs throughout AC in preK and K						0
School Truancy Officer		2	1			3
Self Esteem Building			1			1
Separate Family Pres from CPS at DSS		1				1
Single Parents-services	1					1
Single point of information about the services available in the area and how to access them-integrated service delivery	1		1	1	1	4
Social Activities						0
Solutions to previous problems		1	1	1	1	4
Stress Management Classes			1	1		2
Substance Abuse Prevention			1			1
Substance Abuse Programs in Schools	1	3		1		5
Substance Abuse Treatment for Parents	1	1	1	1		4
Summer Programs for Children		2		3	1	6
Support for Families	3	1			1	5
Psychiatric Care/Treatment	2	1				3
Taxes-lower on rental properties					1	1
Taxes-lower for two parent families when one parent stays home				1		1
Therapeutic/Foster Housing/Group Homes	1	2	3	2	1	9
Transportation Services	4	4	1	7	2	18
Unified voice of advocacy by Human Service Community			1		1	2
Values			1		1	2
Volunteering					1	1
Welfare		1	1			2
Youth Activities/Recreation		1			1	2
Total	103	103	103	103	103	515

3. To be completed by Mental Health Care Providers:			
• Do you currently have a waiting list for services? N=21		(11) 52% No	(10) 48% Yes
• Is there typically a waiting list for services? N=21		(11) 52% No	(10) 48% Yes
• On average how long do clients typically spend on a waiting list (please select only one)? N=12	(4) 33% Less than one week	(5) 42% Less than one month	(3) 25% More than one month
• Do you provide information about other mental health providers to those placed on the waiting list? N=12		(0) 0% No	(12) 100% Yes

4. Listed below are a number of social issues. Please check the appropriate box to indicate how much of an immediate problem/challenge you think these issues are in Allegany County. (N=100)

SOCIAL ISSUE	Very Much a Problem 1	A Problem 2	Somewhat a Problem 3	Not a Problem/Issue 4	N/A 5	Response Average
Adolescent drug use	59% (59)	39% (39)	1% (1)	0% (0)	1% (1)	1.41
Adolescent Sexually Transmitted Diseases (STDs)	18% (18)	37% (37)	30% (30)	2% (2)	13% (13)	2.18
Alcohol abuse	51% (51)	44% (44)	4% (4)	0% (0)	1% (1)	1.53
Child abuse/neglect	33% (33)	49% (49)	15% (15)	0% (0)	3% (3)	1.81
Child/parent conflicts	37% (37)	45% (45)	16% (16)	0% (0)	2% (2)	1.79
Childhood mental health issues	42% (42)	38% (38)	15% (15)	2% (2)	3% (3)	1.76
Childhood obesity	25% (25)	40% (40)	26% (26)	7% (7)	2% (2)	2.15
Family domestic violence	25% (25)	55% (55)	18% (18)	1% (1)	1% (1)	1.95
Homeless adults & children	12% (12)	30% (30)	44% (44)	12% (12)	2% (2)	2.57
Illegal drug use	62% (62)	33% (33)	3% (3)	0% (0)	2% (2)	1.40
Inactive youth	38% (38)	46% (46)	13% (13)	1% (1)	2% (2)	1.77
Juvenile delinquency/crime	24% (24)	47% (47)	25% (25)	2% (2)	2% (2)	2.05
Neighborhood safety	11% (11)	34% (34)	44% (44)	9% (9)	2% (2)	2.52
Poverty/unemployment	57% (57)	32% (32)	10% (10)	1% (1)	0% (0)	1.55
Sexual abuse	16% (16)	53% (53)	22% (22)	4% (4)	5% (5)	2.15
Single parent households	34% (34)	40% (40)	15% (15)	8% (8)	3% (3)	1.97
Teen pregnancy	23% (23)	51% (51)	22% (22)	1% (1)	3% (3)	2.01
Transportation	43% (43)	35% (35)	13% (13)	8% (8)	1% (1)	1.86
Youth aging out of public services	29% (29)	23% (23)	30% (30)	11% (11)	7% (7)	2.25
Total Respondents						100
(skipped this question)						11

6. From the list expressed in question 4, please specify the top three issues you feel are the most problematic at this time. (N=100)








SOCIAL ISSUE	Most Problematic (1)	(2)	(3)	Total
Adolescent drug use	12	5	0	17
Addiction Rehabilitation-longer than 30 days and family friendly	0	1	0	1
Adolescent Sexually Transmitted Diseases (STDs)	0	2	0	2
Alcohol abuse	7	9	1	17
Blank	5	3	3	11
Child abuse/neglect	6	5	3	14
Child/parent conflicts	4	7	1	12
Childhood/adult mental health issues	7	13	7	27
Childhood obesity	4	3	6	13
Education System (Quality)	1	0	0	1
Family domestic violence	1	4	4	9
Homeless adults & children	3	0	3	6
Housing	0	1	0	1
Illegal Drug Use	19	13	11	43
Inactive youth	2	8	6	16
Infant Childcare	1	0	0	1
Juvenile delinquency/crime	0	2	7	9
Negative View of Community by state institutions	0	1	0	1
Neighborhood safety	0	0	1	1
Poverty/unemployment	15	12	13	40
Respite care for children	0	0	1	1
Sexual abuse	2	2	2	6
Single parent households	3	5	11	19
Teen Pregnancy	6	3	7	16
Transportation	2	1	11	14
Youth aging out of public services	0	0	2	2
Total	100	100	100	300

7. Listed below are a number of social services and supports. Please check the appropriate circle to indicate how well the following services and supports are currently meeting the needs of residents in Allegany County. (N=98)

Social Services and Supports	Poor 1	Fair 2	Good 3	Excellent 4	N/A 5	Response Average
Addiction services	9% (9)	41% (40)	37% (36)	6% (6)	7% (7)	2.43
After school programs	21% (21)	43% (42)	22% (22)	7% (7)	6% (6)	2.16
Adolescent pregnancy prevention services	17% (17)	52% (51)	17% (17)	0% (0)	13% (13)	2.00
Childcare services	15% (15)	41% (40)	33% (32)	1% (1)	10% (10)	2.22
Foster care services	15% (15)	36% (35)	29% (28)	4% (4)	16% (16)	2.26
Healthcare services	6% (6)	43% (42)	42% (41)	4% (4)	5% (5)	2.46
Inpatient mental health services	27% (26)	39% (38)	16% (16)	5% (5)	13% (13)	2.00
Literacy/tutoring support	15% (15)	40% (39)	23% (23)	2% (2)	19% (19)	2.15
Low income housing services	13% (13)	38% (37)	30% (29)	4% (4)	15% (15)	2.29

Social Services and Supports	Poor 1	Fair 2	Good 3	Excellent 4	N/A 5	Response Average
Mental health crisis support services	23% (23)	40% (39)	20% (20)	4% (4)	12% (12)	2.06
Nutritional education services	9% (9)	34% (33)	35% (34)	6% (6)	16% (16)	2.45
Organized recreational activities	34% (33)	35% (34)	23% (23)	4% (4)	4% (4)	1.98
Outpatient mental health services	31% (30)	32% (31)	22% (22)	4% (4)	11% (11)	2.00
Parenting skills/resources	19% (19)	36% (35)	36% (35)	2% (2)	7% (7)	2.22
Prescription drug coverage	24% (24)	31% (30)	23% (23)	4% (4)	17% (17)	2.09
Support services for 18 to 21 year olds	47% (46)	27% (26)	6% (6)	2% (2)	18% (18)	1.55
Transportation services	45% (44)	38% (37)	8% (8)	0% (0)	9% (9)	1.60
Total Respondents						98
(skipped this question)						14

12. How long have you worked with children/families in Allegany County?

		Response Percent	Response Total
Less than one year		5.4%	5
1-5 years		20.7%	19
6-10 years		16.3%	15
11-15 years		15.2%	14
16-20 years		12%	11
Over 20 years		28.3%	26
N/A		2.2%	2
Total Respondents			92
(skipped this question)			20

13. What best describes the agency/organization you are employed/volunteer? Please shade all that apply. (N=92)

		Response Percent	Response Total
Business		3.3%	3
Community group		6.5%	6
Education		22.8%	21
For profit private provider		2.2%	2
Faith-based		4.3%	4
Government		12%	11
Individual/parent		5.4%	5
Non-profit agency		31.5%	29
Mental healthcare provider		10.9%	10
State agency		33.7%	31
Other (please specify)		10.9%	10
Other: Legal Representative for children, church, social service, healthcare, not-for-profit healthcare, YMCA, housing, after school program, early intervention-multi-agency, health department			92
Total Respondents			
(skipped this question)			15

14. Please describe your professional position within your agency/organization? (teacher, nurse, social worker, etc.) (N=92)

Administration	15
After School Program Director	1
Americore *VISTA member	1
Attorney	2
Case Manager/Worker	12
Community Outreach	1
Coordinator/director	6
Counselor	3
Education/Teacher	8
Elected official	1
Funding and resource developer and referral	1
Grant writer	2
Health Care	1
Juvenile Counselor	2
Juvenile Probation	2
Licensed Clinical Alcohol and Drug Counselor/Maryland Board of Professional Counselors credential	1
Mental Health Professional	3
Nurse	7
Owner	1
Pastor/minister	2
Professor/College	2
Social worker	12
Teen Parent Counselor	2
Vocational Education	3
Volunteer	2
Total	92